

AlGaInP Visible Laser Diode

ADL-65055TL

6-2D-LD65-009_Rev.00

★650nm 5mW 50°C Reliable Operation

• Features

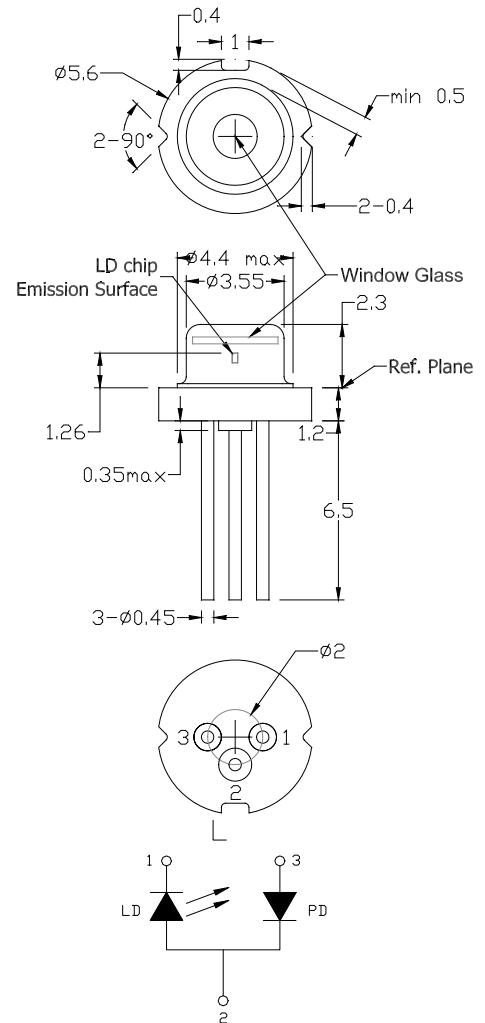
1. FFP single lateral mode
2. High precision assembly
3. High reliability

• Applications

1. General purpose red laser light source
2. Industrial laser markers / measuring instruments
3. Laser pointers

• Absolute maximum ratings

Parameter	Symbol	Condition	Rating	Unit
Light output power	P_O	CW	7	mW
Reverse voltage (LD)	V_{RL}	-	2	V
Reverse voltage (PD)	V_{RD}	-	30	V
Forward current (PD)	I_{FD}	-	10	mA
Case temperature	T_C	-	-10~+50	°C
Storage temperature	T_S	-	-40~+85	°C



• Electrical and optical characteristics ($T_C=25^\circ\text{C}$)

Parameter	Symbol	Min.	Typ.	Max.	Unit	Conditions
Peak wavelength	λ	645	655	660	nm	$P_O=5\text{mW}$
Threshold current	I_{th}	-	18	25	mA	
Operating current	I_{op}	-	25	35	mA	$P_O=5\text{mW}$
Operating voltage	V_{op}	-	2.2	2.5	V	$P_O=5\text{mW}$
Differential efficiency	η	0.4	0.7	1.1	mW/mA	$P_O=3\text{--}5\text{mW}$
Monitor current*	I_m	0.05	0.2	0.4	mA	$P_O=5\text{mW}$, $V_{RD}=5\text{V}$
Parallel divergence angle	θ_{\parallel}	6	9	11	deg	$P_O=5\text{mW}$
Perpendicular divergence angle	θ_{\perp}	24	28	38	deg	
Parallel FFP deviation angle	$\Delta\theta_{\parallel}$	-3	0	+3	deg	
Perpendicular FFP deviation angle	$\Delta\theta_{\perp}$	-3	0	+3	deg	
Emission point accuracy	$\Delta x \Delta y \Delta z$	-80	0	+80	um	

*Monitor current ranking is available.

• Precautions

- * Do not operate the device above maximum ratings. Doing so may cause unexpected and permanent damage to the device.
- * Take precautions to avoid electrostatic discharge and/or momentary power spikes. A change in the characteristics of the laser or premature failure may result.
- * Proper heat sinking of the device assures stability and lifetime. Always ensure that maximum operating temperatures are not exceeded.
- * Observing visible or invisible laser beams with the human eye directly, or indirectly, can cause permanent damage. Use a camera to observe the laser.
- * No laser device should be used in any application or situation where life or property is at risk in event of device failure.
- * Specifications are subject to change without notice. Ensure that you have the latest specification by contacting us prior to purchase or use of the product.

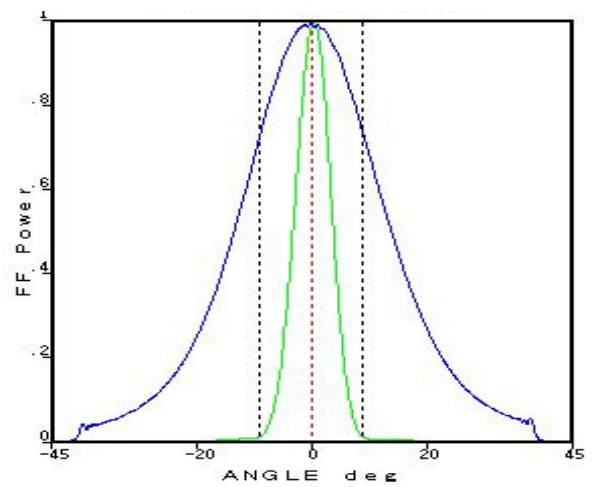
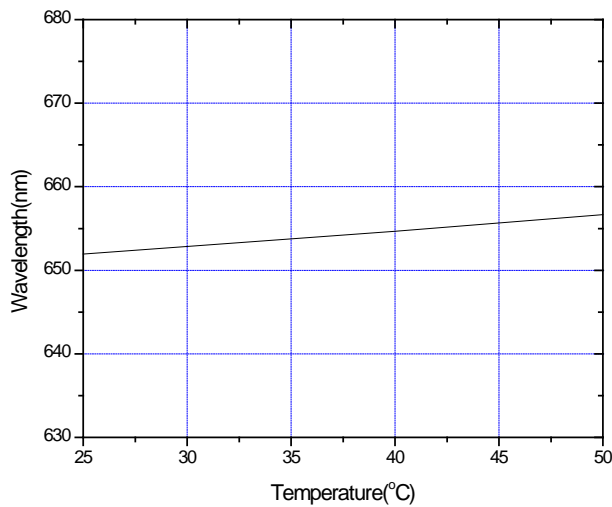
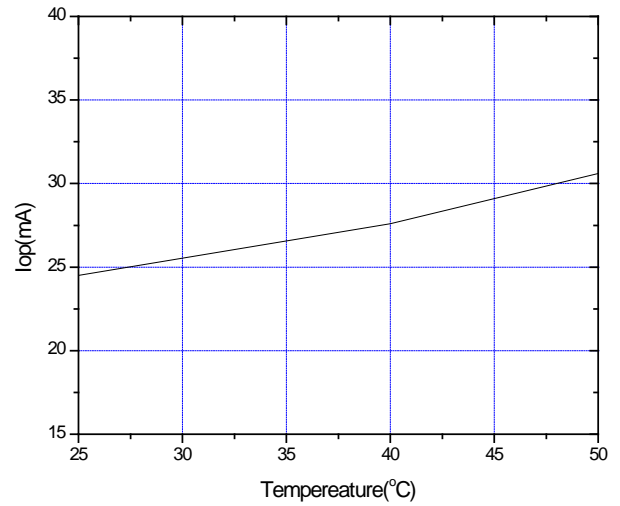
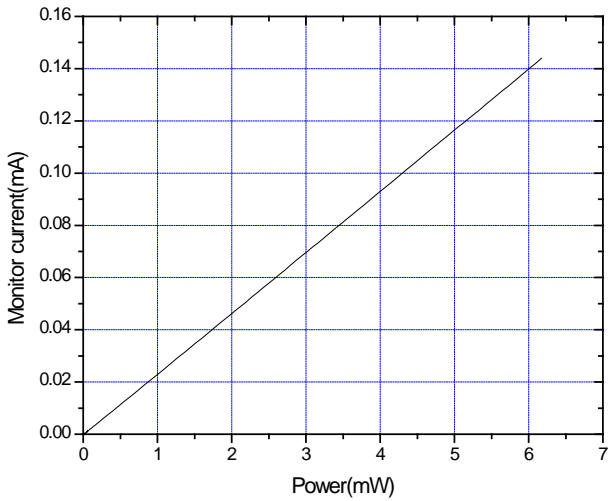
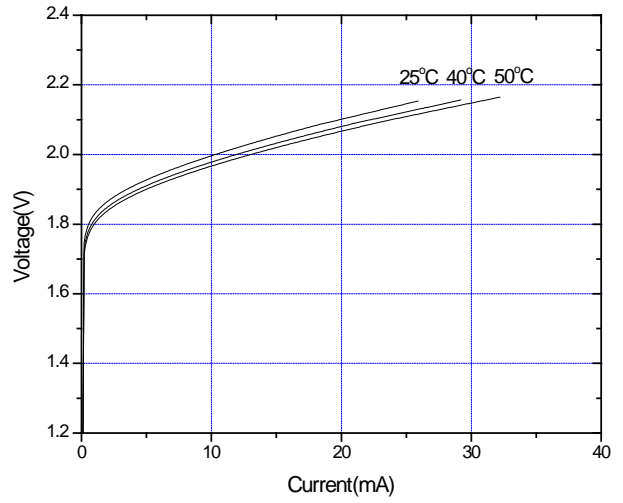
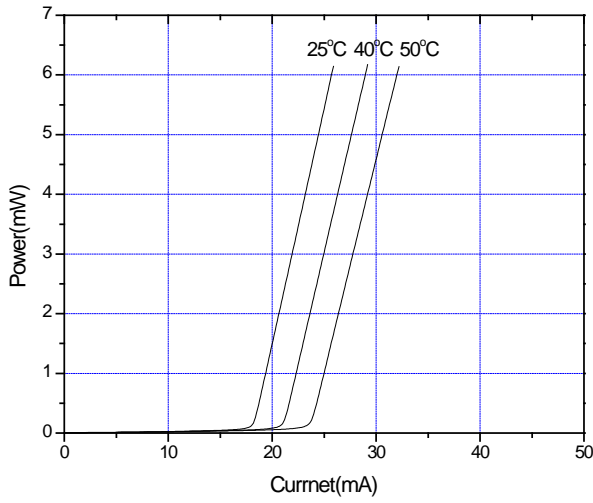
* For reference only. Contents above are subject to change without notice.

Contact

For US, Canada Ayase America Inc. e-mail: info@ayaseamerica.com +1-408-988-5277
 For EU Ayase Europe GmbH e-mail: info@ayase-europe.de +49-0-6122-533-811
 For Japan Ayase Co., Ltd. e-mail: info@ayasecorporation.com +81-45-532-9501

AlGaInP Visible Laser Diode

ADL-65055TL
6-2D-LD65-009_Rev.00



* For reference only. Contents above are subject to change without notice.

Contact

For US, Canada	Ayase America Inc.	e-mail: info@ayaseamerica.com	+1-408-988-5277
For EU	Ayase Europe GmbH	e-mail: info@ayase-europe.de	+49-0-6122-533-811
For Japan	Ayase Co., Ltd.	e-mail: info@ayasecorporation.com	+81-45-532-9501

